

3-phase AC technology delivers high performance and increased energy efficiency

Ergonomic operator compartment with height-adjustable operator controls

High flexibility through modular design and RFID technology

Optional warehouse navigation system for customized travel time to a specific destination



EKS 208 / EKS 308

Mid- to high-level order picker (2,200 lbs.; 3,000 lbs.)

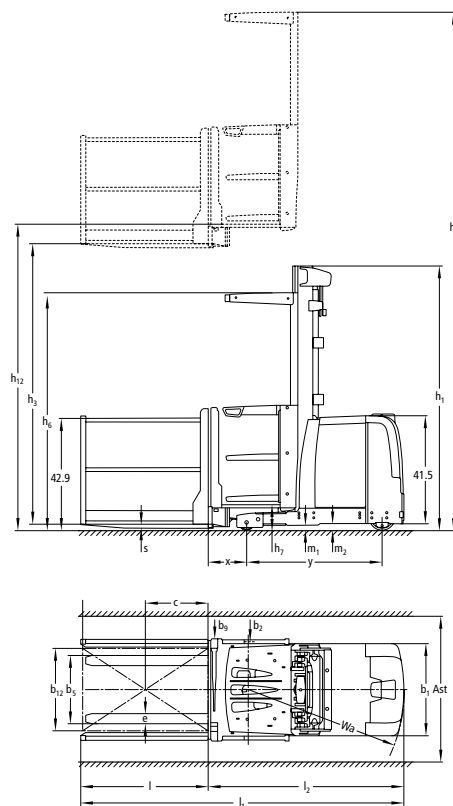
The EKS 208 / 308 order pickers offer high picking performance in high-rack warehouse applications. Both lift truck models are customized for their respective applications.

With load capacities up to 2,200 lbs. and order picking heights up to 236 inches, the EKS 208 is specially designed for flexibility in wide aisles. However, its narrow chassis size of just 35.5 inches in width offers maximum maneuverability in very narrow aisles as well. The EKS 308 with 3,000 lbs. load capacity and order picking heights up to 402 inches offers high throughput performance. Both order pickers set new standards in respect to flexibility, energy efficiency and ergonomics.

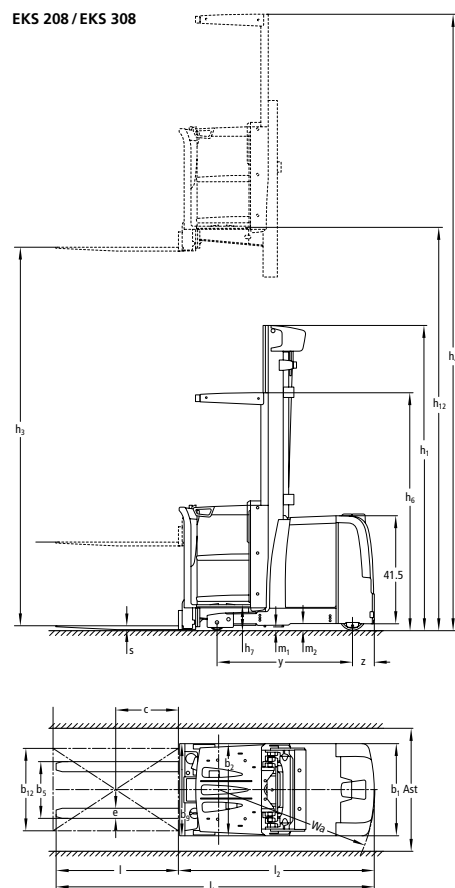
- The Jungheinrich modular system offers versatility and a multitude of options for customization based on the application.
- The integrated Warehouse Navigation System (optional) allows direct communication between the order picker's control system and the Warehouse Management System (WMS). This feature allows the truck to be driven to all destinations under semi-automatic control. The operation is more comfortable, movement errors are reduced and productivity and picking efficiencies are significantly improved.
- The 3-phase AC technology ensures strong acceleration and high lifting speeds with low energy consumption.
- The spacious operator compartment provides ideal working conditions for ease of operation, resulting in greater productivity. The EKS 208 / 308 also includes a two-piece console for the operator, featuring a large informative display.

EKS 208 / EKS 308

EKS 208 / EKS 308



EKS 208 / EKS 308



Mast Table - EKS 208								
Designation	MFH		OALH		FFH		OAEH	
	in	mm	in	mm	in	mm	in	mm
Two-Stage Mast	118	3,000	92	2,330	0	0	210	5,320
	137	3,500	102	2,580	0	0	230	5,820
	167	4,250	117	2,960	0	0	259	6,570
Three-Stage Mast	187	4,750	92	2,330	0.4	10	279	7,070
	216	5,500	102	2,580	10	260	308	7,820
	236	6,000	109	2,770	17	450	328	8,320
Mast Table - EKS 308								
Two-Stage Mast	196	5,000	132	3,330	0	0	289	7,320
	216	5,500	142	3,600	0	0	308	7,820
	255	6,500	163	4,125	0	0	348	8,820
	295	7,500	183	4,650	0	0	387	9,820
	334	8,500	203	5,150	0	0	426	10,820
Three-Stage Mast	187	4,750	92	2,330	0.3	10	279	7,070
	216	5,500	102	2,580	10	260	308	7,820
	236	6,000	109	2,770	18	450	328	8,320
	255	6,500	117	2,950	25	630	348	8,810
	275	7,001	123	3,120	31	800	367	9,320
	295	7,500	132	3,330	40	1,010	387	9,820
	326	8,300	142	3,600	50	1,280	419	10,620
	364	9,250	163	4,125	71	1,805	456	11,570
	374	9,500	163	4,125	71	1,805	466	11,820


Technical Data

Characteristics	1.1	Manufacturer (abbreviation)			Jungheinrich		Jungheinrich		1.1
	1.2	Manufacturer's type designation			EKS 208 – 24 Volt		EKS 208 – 48 Volt		1.2
	1.3	Drive			electric				1.3
	1.4	Operator type			order picker		order picker		1.4
	1.5	Load capacity / rated load	Q	lb kg	2,200	1,000	2,200	1,000	1.5
	1.6	Load center distance	c	in mm	24	610	24	610	1.6
	1.8	Load distance, center of load axle to fork face	x	in mm	6.9	175	6.9	175	1.8
	1.9	Wheelbase	y	in mm	59.5	1,500	59.5	1,500	1.9
	Weights	2.1	Service weight including battery		lb kg	6,864	3,113	6,864	3,113
2.2		Axle loading, loaded front / rear		lb kg	7,248 / 2,126	3,288 / 964	7,248 / 2,126	3,288 / 964	2.2
2.3		Axle loading, unloaded front / rear		lb kg	3,350 / 3,513	1,520 / 1,594	3,350 / 3,513	1,520 / 1,594	2.3
Wheels, Chassis	3.1	Tires			Vulkollan®				3.1
	3.2	Tire size, load wheels	d ₁	in mm	5.9 x 3.7	150 x 95	5.9 x 3.7	150 x 95	3.2
	3.3	Tire size, drive tire	d ₂	in mm	9.8 x 3.1	250 x 80	9.8 x 3.1	250 x 80	3.3
	3.5	Number of tires: load wheels / drive tire			4 / 1				3.5
	3.6	Track width		in mm	30.5	780	30.5	780	3.6
	Dimensions	4.2	Closed mast height	h ₁	in mm	92	2,330	92	2,330
4.3		Lift height	h ₃	in mm	118	3,000	118	3,000	4.3
4.5		Overall extended height	h ₄	in mm	210	5,320	210	5,320	4.5
4.6		Height of overhead guard (cabin)	h ₆	in mm	92	2,320	92	2,320	4.6
4.7		Lowered platform height	h ₇	in mm	9.7	245	9.7	245	4.7
4.8		Maximum platform height	h ₁₂	in mm	128	3,245	128	3,245	4.8
4.9		Overall length (without load)	l ₁	in mm	122	3,085	122	3,085	4.9
4.10		Length to fork face	l ₂	in mm	74.5	1,885	74.5	1,885	4.10
4.11		Overall width	b ₁ / b ₂	in mm	35.5 / 35.5	900 / 900	35.5 / 35.5	900 / 900	4.11
4.12		Fork dimensions	s/e/l	in mm	2 x 3.9 x 47	50 x 100 x 1,200	2 x 3.9 x 47	50 x 100 x 1,200	4.12
4.13		Width across forks	b ₅	in mm	22	560	22	560	4.13
4.14		Width across guide rollers (minimum)		in mm	43.5	1,100	43.5	1,100	4.14
4.15		Ground clearance, loaded, under mast	m ₁	in mm	1.9	50	1.9	50	4.15
4.16		Ground clearance, center of wheelbase	m ₂	in mm	2.3	60	2.3	60	4.16
4.17		Minimum aisle width for pallet 48" x 40" - rail		in mm	48	1,220	48	1,220	4.17
4.18		Minimum aisle width for pallet 48" x 40" - wire		in mm	52	1,321	52	1,321	4.18
4.19		Turning radius	Wa	in mm	65	1,650	65	1,650	4.19
Performance	5.1	Travel speed, loaded / unloaded		mph km/h	5.9 / 5.9	9.6 / 9.6	6.5 / 6.5	10.5 / 10.5	5.1
	5.2	Lift speed, loaded / unloaded		ft/min m/s	53 / 61	0.27 / 0.31	57 / 61	0.29 / 0.31	5.2
	5.3	Lowering speed, loaded / unloaded		ft/min m/s	66 / 61	0.34 / 0.31	66 / 61	0.34 / 0.31	5.3
	5.4	Service brake			reverse current / regenerative				5.4
	5.5	Parking brake			electric spring loaded				5.5
Electrical	6.1	Drive motor rating S ₂ 60 min.		hp kW	4.0	3.0	4.0	3.0	6.1
	6.2	Lift motor rating at S ₃ 25%		hp kW	8.0	6.0	12.7	9.5	6.2
	6.4	Battery compartment size (L x W x H)		in mm	17.7 x 33.2 x 32.1	845 x 450 x 817	17.7 x 33.2 x 32.1	845 x 450 x 817	6.4
	6.5	Battery voltage, nominal capacity		k _s V Ah	24	750	48	500	6.5
	6.7	Minimum battery weight		lbs kg	2,000	907	2,000	907	6.7
Other Details	8.1	Type of drive control			AC drive control				8.1
	8.4	Sound level at the driver's ear according to ANSI / ITSDF B56.1		dB (A)	58		58		8.4
	8.6	Steering			electric				8.6

This specification sheet according to VDI regulation 2198 only provides technical values for the standard truck. Non-standard tires, different masts, additional equipment, etc., could produce other values. Rights reserved for technical changes and improvements.

Characteristics	1.1	Manufacturer (abbreviation)			Jungheinrich		Jungheinrich		Jungheinrich		1.1
	1.2	Manufacturer's type designation			EKS 308 – 24 Volt		EKS 308 – 36 Volt		EKS 308 – 48 Volt		1.2
	1.3	Drive			electric						1.3
	1.4	Operator type			order picker		order picker		order picker		1.4
	1.5	Load capacity / rated load	Q	lb kg	3,000	1,360	3,000	1,360	3,000	1,360	1.5
	1.6	Load center distance	c	in mm	24	610	24	610	24	610	1.6
	1.8	Load distance, center of load axle to fork face	x	in mm	5.9	150	5.9	150	5.9	150	1.8
	1.9	Wheelbase	y	in mm	67	1,690	67	1,690	67	1,690	1.9
	Weights	2.1	Service weight including battery		lb kg	8,217	3,727	8,217	3,727	8,217	3,727
2.2		Axle loading, loaded front / rear		lb kg	7,940 / 2,645	3,602 / 1,200	7,940 / 2,645	3,602 / 1,200	7,940 / 2,645	3,602 / 1,200	2.2
2.3		Axle loading, unloaded front / rear		lb kg	4,141 / 4,483	1,878 / 2,034	4,141 / 4,483	1,878 / 2,034	4,141 / 4,483	1,878 / 2,034	2.3
Wheels, Chassis	3.1	Tires			Vulkollan®						3.1
	3.2	Tire size, load wheels	d ₁	in mm	5.9 x 3.7	150 x 95	5.9 x 3.7	150 x 95	5.9 x 3.7	150 x 95	3.2
	3.3	Tire size, drive tire	d ₂	in mm	13.5 x 4.3	345 x 110	13.5 x 4.3	345 x 110	13.5 x 4.3	345 x 110	3.3
	3.5	Number of tires: load wheels / drive tire			4 / 1						3.5
	3.6	Track width		in mm	34.5	880	34.5	880	34.5	880	3.6
Dimensions	4.2	Closed mast height	h ₁	in mm	132	3,330	132	3,330	132	3,330	4.2
	4.3	Lift height	h ₃	in mm	196	5,000	196	5,000	196	5,000	4.3
	4.5	Overall extended height	h ₄	in mm	289	7,320	289	7,320	289	7,320	4.5
	4.6	Height of overhead guard (cabin)	h ₆	in mm	92	2,320	92	2,320	92	2,320	4.6
	4.7	Lowered platform height	h ₇	in mm	9.7	245	9.7	245	9.7	245	4.7
	4.8	Maximum platform height	h ₁₂	in mm	206	5,245	206	5,245	206	5,245	4.8
	4.9	Overall length (without load)	l ₁	in mm	129	3,275	129	3,275	129	3,275	4.9
	4.10	Length to fork face	l ₂	in mm	82	2,075	82	2,075	82	2,075	4.10
	4.11	Overall width	b ₁ / b ₂	in mm	39.5 / 39.5	1,000 / 1,000	39.5 / 39.5	1,000 / 1,000	39.5 / 39.5	1,000 / 1,000	4.11
	4.12	Fork dimensions	s/e/l	in mm	2 x 3.9 x 47	50 x 100 x 1,200	2 x 3.9 x 47	50 x 100 x 1,200	2 x 3.9 x 47	50 x 100 x 1,200	4.12
	4.13	Width across forks	b ₅	in mm	22	560	22	560	22	560	4.13
	4.14	Width across guide rollers (minimum)		in mm	47.5	1,200	47.5	1,200	47.5	1,200	4.14
	4.15	Ground clearance, loaded, under mast	m ₁	in mm	1.9	50	1.9	50	1.9	50	4.15
	4.16	Ground clearance, center of wheelbase	m ₂	in mm	2.3	60	2.3	60	2.3	60	4.16
	4.17	Minimum aisle width for pallet 48" x 40" - rail		in mm	48	1,220	48	1,220	48	1,220	4.17
4.18	Minimum aisle width for pallet 48" x 40" - wire		in mm	52	1,321	52	1,321	52	1,321	4.18	
4.19	Turning radius	Wa	in mm	73.5	1,860	73.5	1,860	73.5	1,860	4.19	
Performance	5.1	Travel speed, loaded / unloaded		mph km/h	5.5 / 5.5	9.0 / 9.0	7.1 / 7.1	11.5 / 11.5	7.1 / 7.1	11.5 / 11.5	5.1
	5.2	Lift speed, loaded / unloaded		ft/min m/s	55 / 68	0.28 / 0.35	61 / 76	0.31 / 0.39	68 / 76	0.35 / 0.39	5.2
	5.3	Lowering speed, loaded / unloaded		ft/min m/s	76 / 72	0.39 / 0.37	76 / 72	0.39 / 0.37	76 / 72	0.39 / 0.37	5.3
	5.4	Service brake			regenerative						5.4
	5.5	Parking brake			electric spring loaded						5.5
Electrical	6.1	Drive motor rating S ₂ 60 min.		hp kW	9.2	6.9	9.2	6.9	9.2	6.9	6.1
	6.2	Lift motor rating at S ₂ 25%		hp kW	8.0	6.0	10.0	7.5	12.7	9.5	6.2
	6.4	Battery compartment size (L x W x H)		in mm	21.2 x 37.2 x 32.1	945 x 540 x 817	21.2 x 37.2 x 32.1	945 x 540 x 817	21.2 x 37.2 x 32.1	945 x 540 x 817	6.4
	6.5	Battery voltage, nominal capacity		k _s V Ah	24	1,000	36	750	48	500	6.5
	6.7	Minimum battery weight		lbs kg	2,000	907	2,000	907	2,000	907	6.7
Other Details	8.1	Type of drive control			AC drive control						8.1
	8.4	Sound level at the driver's ear according to ANSI / ITSDF B56.1		dB (A)	63		63		63		8.4
	8.6	Steering			electric						8.6

The Jungheinrich® Advantage



The Jungheinrich® Advantage

Efficient 3-phase AC technology

There are now more than 400,000 Jungheinrich-built trucks with 3-phase AC technology in use worldwide. This level of experience and expertise is incorporated into our current motor and controller technology:

- High overall performance.
- Smooth, rapid acceleration during travel, lifting and lowering.
- Low power consumption.
- Effective thermal management.
- Reduced wear on components.
- Reduced maintenance.

Modular design

High flexibility through modular design, including:

- Large range of chassis and cabin width options.
- Flexible operating console concept.
- Rigid mast for increased durability.
- Optional mechanical rail guidance or wire guidance.

Energy management features

- Advanced energy and battery management results in longer runtime.
- Regenerative braking and load lowering provides double energy-saving benefits.
- Workplace lighting using energy-saving LED working lights.
- Activation of the LED spotlights upon reaching the picking destination (optional).
- Battery rollers for quick battery exchange.

Ergonomics and comfort

- Spacious operator platform.
- Low cabin platform height – only 9.7 inches.
- Ample headroom.
- Easy access to pallets during order picking.
- Outstanding field of vision through the mast.
- Height-adjustable operating console with generous storage space.
- Configurable membrane keyboard with numeric pad.
- Interactive display with programming keypad.
- Thumb-activated drive control.

Control system (CAN-Bus)

- All performance parameters can be adjusted to match specific application needs.
- Electronically-controlled drive wheel braking.

Ease of serviceability

- Quick and reliable truck operation using “teach-in” truck set-up principles.
- Remote diagnostics using a modem.
- 500 operating hours service interval.

Jungheinrich Warehouse Navigation System (optional)

- Identification of the picking destinations within the aisle via the truck controller.
- Automatic vertical and horizontal truck positioning.
- High degree of automation.
- Improved order-picking performance.
- Optimized truck movements.
- RFID location detection helps eliminate picking errors.
- Links the EKS to a Warehouse Management System (WMS) using a radio data terminal and/or a scanner.
- High flexibility in the warehouse as the existing WMS can be modified to cater to warehouse modifications.

RFID floor control (optional)

- Truck location management by transponder technology.
- Continuous travel distance measurement for precise recognition of all warehouse areas.
- High flexibility for truck management functions (end of aisle recognition, lift/drive cut-outs, speed reduction).
- Drive speeds can be customized to the specific warehouse layout.

Additional options

- Mechanical rail guidance.
- Wire guidance for precise operation within the aisle without any mechanical stress on components.
- Workplace comfort package with LED internal cabin lighting, LED working lights and operator fan.
- Lift height pre-selection.
- Operator keypad access by PIN code.



Ergonomic operator compartment

Jungheinrich Lift Truck Singapore Pte Ltd
(A subsidiary of Jungheinrich Group Germany)

14 Kwong Min Road
Singapore 628715

Tel: +65 6558 7600
Fax: +65 6558 7611

Email: info@jungheinrich.com.sg
Website: www.jungheinrich.com.sg


Machines. Ideas. Solutions.