

D9T

Dozer



Engine

Engine Model

Emissions

Net SAE J1349/ISO 9249

Cat® C18 ACERT™

U.S. EPA Tier 4 Final
and EU Stage IV

325 kW 436 hp

Weights

Operating Weight

Shipping Weight

48 361 kg 106,618 lb

36 316 kg 80,062 lb

Helping you
get more done
at the lowest
cost per unit
of material
moved.

Contents

Structures.....4

Engine and Emissions Technology.....6

Cooling System.....7

Power Train.....8

Undercarriage10

Work Tools.....11

Operator Station.....12

Integrated Technologies14

Serviceability.....15

Safety16

Sustainability18

Customer Support.....18

Specifications.....19

Standard Equipment.....23

Optional Equipment.....24





The Cat D9T has a reputation for outstanding productivity, operator comfort, and robust reliability. It is a highly versatile machine flexible enough to be used in heavy construction, quarries, landfills, forestry, and mine sites.

Cat customers can count on the D9T's continued legacy of superior performance, long life, ease of operation and world-class service from the global Cat dealer network to be the backbone of their operation.


Mainframe Strength – Built to Last

Helping you get more done with maximum availability, the D9T's durable design makes repair and maintenance easy. Customers can rebuild these tractors several times using the same frame with only minor repairs. With unparalleled support from Cat dealers it is not unusual for a Cat large dozer to log more than 100,000 hours.

- The D9T mainframes are built to absorb high impact shock loads and twisting forces encountered during severe dozing and ripping applications.
- The main case, equalizer bar saddle, and front cross member are heavy duty steel castings incorporated into highly loaded areas of the mainframe to improve stress distribution for improved durability.
- Top and bottom rails are made from continuous rolled sections providing superior mainframe durability.
- The main case elevates the final drives well above the ground level work area to protect them from impact loads, abrasion and contaminants.
- The pivot shaft and pinned equalizer bar maintain track roller frame alignment and allow the roller frame to oscillate for smoother ride.

Tag-Link

Tag-Link blade mounting brings the blade closer to the machine for excellent maneuverability, machine balance and blade penetration. This design also eliminates the need for diagonal bracing by transferring side loads to the mainframe, instead of the dozer push arms.



Structures

Engineered for maximum production and service life.



Equalizer Bar End Pins

Proper grease lubrication on working surfaces can significantly extend component life and help lower maintenance cost.

- Remote lubrication is performed from a service point conveniently located on the left hand side of the engine compartment and allows an operator or service technician to lubricate both the left-hand and right-hand equalizer bar end pin bearings and pins from one service point.

Engine and Emissions Technology

Power and reliability to help you move more.

C18 with ACERT Technology

The C18 ACERT engine meets Tier 4 Final and Stage IV emission standards and delivers power, reliability, high productivity, and exceptional service life.

- The C18 ACERT engine performs at full rated net power (SAE J1349/ISO 9249) of 325 kW (436 hp) at 1,800 rpm with a high torque rise of 36 percent, allowing the D9T to power through tough material.

Cat NO_x Reduction System (NRS)

The Cat NO_x Reduction System captures and cools a small quantity of exhaust gas, then routes it into the combustion chamber where it drives down combustion temperatures and reduces NO_x emissions.

Diesel Particulate Filter (DPF)

The Diesel Particulate Filter can provide a particulate reduction of greater than 90%. It filters soot from the exhaust. Soot is then removed through the regeneration process automatically or manually.

Selective Catalytic Reduction (SCR)

The Selective Catalytic Reduction system can provide a NO_x reduction of greater than 90%. SCR operation is transparent to the operator during operation. The urea solution, Diesel Exhaust Fluid (DEF), is pumped from the DEF tank and is sprayed into the exhaust stream. The DEF reacts with the SCR catalyst to reduce NO_x.

Diesel Exhaust Fluid (DEF)

Diesel Exhaust Fluid is a liquid that is injected into the exhaust system of engines equipped with Selective Catalytic Reduction (SCR) systems. On the D9T the DEF tank is located on the left hand fender enclosure next to the fuel tank. Diesel Exhaust Fluid that meets ISO-22241 specifications is required.



Cooling System

Superior cooling keeps you moving in the most demanding work conditions.



The D9T provides durable, efficient cooling for the most demanding conditions encountered on job sites.

Aluminum Bar Plate Radiator – 6 Fins Per Inch (fpi)

The radiator core design is wider, deeper, and integrates tanks with the cores. This extremely durable design supports higher heat transfer and provides superior corrosion resistance.

Air-to-Air Aftercooling

Air-to-air aftercooling on the D9T cools hot, compressed air coming out of the turbocharger providing cooler and denser air for the air intake system. Bringing more cool air into the engine increases power generation, lowers emissions, and improves fuel efficiency.

Hydraulic Oil to Air Cooler

Helping to save on repair and maintenance costs, the oil to air hydraulic cooler helps extend component life by reducing hydraulic oil temperatures.

Hydraulically Variable, Demand Fan

Customers experience increased production and fuel economy as well as reductions in fan noise and engine over cooling with the hydraulically variable demand fan. The demand fan changes speed to match ambient conditions. In cooler environments, the fan turns at a slower speed; consuming only the power required to cool the tractor systems, providing more power to the tracks to help you lower your cost per unit of material moved.

Attachments

Reversing cooling fan for heavy debris applications with ultra low speed for cold weather.





Power Train

Power and control to efficiently move your material.

High Availability Is Key

Major power train components are modular in design, so being able to quickly remove and reinstall a new pre-tested component gives you the ability to keep the dozer up and running and producing.

Planetary Powershift Transmission

- Transmission controls permit smooth speed and direction changes with Advanced Productivity Electronic Control System (APECS).
- Oil-to-water cooler for maximum cooling capacity.
- Forced oil flow lubricates and cools clutch packs to provide maximum clutch life.
- Modular transmission and bevel gear slide into rear case for easy servicing, even with ripper installed.

Power Turn with Differential Steering

With differential steering, large blade loads can be smoothly maneuvered throughout a turn.

- Differential steering has the ability to work in tight areas by providing a tight turning radius.
- Differential steering maintains a high ground speed while turning keeping productivity high.

The D9T power train design optimizes performance and the ease of operation helps customers get more done for the lowest cost per unit.

Advanced Productivity Electronic Control System (APECS)

Is a key contributor to improved speed shift performance and quality in the D9T. The operator will notice enhanced comfort during speed shifting resulting in an increased level of operator productivity.

Most importantly, the improved shift quality provided by APECS is a key enabler to obtaining the full benefits of Enhanced AutoShift (EAS).

Enhanced AutoShift (EAS)


A standard feature for the D9T is EAS. EAS improves fuel efficiency and productivity by automatically selecting the optimal gear and engine speed combination based upon power train load and desired ground speed. This feature functions similar to an automatic transmission.

Bi-directional Shift

This convenience feature helps reduce operator work load during operation. Bi-directional shift allows the operator, by just making a directional change, to automatically select the desired forward and reverse gears or the desired forward and reverse speeds when EAS is activated.

Auto Downshift

This feature adds value by enhancing safety and productivity during the dozing cycle. When not in EAS mode, auto downshift can be used to automatically downshift the transmission when significant load increases are detected, but this feature will not automatically up-shift when load is reduced. Auto downshift provides optimal performance with minimal operator effort. The operator may override these automatic shift features at any time.



Undercarriage

Designed for optimized machine balance and best performance at your site.



The elevated sprocket and fully suspended undercarriage work together, increasing traction while creating a smoother ride for your operators. The elevated sprocket design transfers implement shock loads to the mainframe, so final drives, axles and steering components are isolated from harsh impacts. These benefits translate into higher production and longer component life.

- Bogie Suspension allows the track to conform to ground condition, providing up to 15% more ground contact, especially in hard, uneven terrain. Higher traction means less slippage, better balance, and a smoother ride.
- Roller frames are tubular to resist bending and twisting, with added reinforcement where operating loads are highest.
- The undercarriage idler guard provides additional wear protection from abrasive material to the moving undercarriage. Includes rubber idler protectors.
- Positive Pin Retention (PPR) sealed and lubricated track is designed for high-impact and high load applications. The Caterpillar design locks the link to the pin reducing the opportunity for premature loss of lubrication. Sealed design permanently coats the track pin with lubricant, minimizing metal-to-metal contact and virtually eliminating internal pin and bushing wear.



Work Tools

Provide flexibility to match the machine to your job.



Bulldozers

All blades feature a strong box-section design that resists twisting and cracking. Blades are made of high tensile strength steel that stands up to the most demanding applications.

- High-Capacity Universal Blades – Offers optimal capacity for moving big loads over long distances.
- Semi-Universal Blades – Built for tough applications where penetration is important.
- Cutting Edges and End Bits – Cutting edges are made of DH-2™ steel. End bits are made of DH-3™ steel for maximum service life. For extremely severe applications, moldboard wear plates, extended wear life end bits and cutting edges are available.
- Dual Tilt (optional) – Improves load control and allows the operator to optimize blade pitch angle.
- Cat Work Tools offer a range of special application blades, including coal stockpile blade, landfill blade, cushion dozer blade, reclamation blades and wood chip blade.



Rippers

Rippers are made to penetrate tough material fast and rip thoroughly for use in a variety of materials.

- Single-Shank Ripper – Built for the tough ripping conditions and greater ripping depth. Operator can adjust the shank depth from the seat using an optional single-shank pin puller. Large one piece shank, available in deep rip configuration.
- Multi-Shank Ripper – Generally for lighter duty ripping applications in less severe materials. Provides high levels of productivity. Tailors the tractor to the material by using one, two or three shanks.

CapSure™ Hammerless Ripper Tip and Shank Protector Retention System

The tip and shank protector are easily installed with a 180 degree turn of a ¾ inch ratchet. This simple installation means no hammering and therefore improved safety. It also means quicker change outs and less downtime.



Rear Counterweights

Rear counterweights provide proper tractor balance to maximize dozing production. Recommended if dozer is not equipped with any other rear attachment.

Operator Station

Designed for your comfort, convenience, and productivity.



Implement and Steering Controls

The D9T utilizes electro-hydraulically controlled differential steering, which helps keep power to both tracks for constant centerline velocity for higher productivity in applications with a lot of turning. Also allows for counterrotation of tracks. This steering system combines the direction and degree of turns, forward-reverse shifting, and gear selection in a single control handle, to enhance operator comfort and help reduce fatigue.

A low-effort electronic dozer control handle gives the operator complete control of all dozer functions with one hand.

The ripper control handle is located to the operator's right, directly behind the dozer joystick. A rigidly mounted hand grip provides firm support for the operator even when ripping in the roughest terrain.

The D9T's cab design provides ergonomic controls, intuitive monitoring systems, and enhanced visibility. All of the new features within the D9T operator station provide an industry leading operator environment that helps contribute to high levels productivity, efficiency, and comfort.

Comfortable Operation

Standard machine provides 76 dB(A) for North America operator noise levels. Lower sound levels are available if optional sound suppression packages are installed.

Cat Optimized Seat has six way adjustment control for optimal support and comfort. Seat side bolsters restrain side-to-side movement, especially when working on side slopes.

The automatic climate control system automatically adjusts the heating and air conditioning controls to maintain a consistent cab temperature throughout the day.

Wide Panoramic View

For enhanced safety and production, the operator station offers an exceptional viewing area.

The tapered hood, notched fuel tank, and narrow ripper carriage gives the operator a clear line of sight to front and rear work areas.

Information Display

The multi-color/touch screen display located at the front of the right hand console is the operator's gateway to monitoring machine performance and a convenient way of modifying machine parameters to tailor performance to the current task.

The Information Display screen is larger, faster, and more powerful with increased memory and intuitive menu structure.

The Work Monitor screen within the Information Display collects machine data and provides real-time feedback on machine performance to optimize productivity.




Integrated Technologies

Monitor, manage, and enhance job site operations.

No matter the job; whether you work in heavy construction, medium commercial sites, mine sites, or landfills Caterpillar integrates technology and services to improve your job site efficiency. Using the data from technology-equipped machines, you'll get more information and insight into your equipment and operations than ever before.

- **Auto Blade Assist (ABA) (optional)** – Increases efficiency while reducing operator workload. ABA makes use of preset blade pitch positions for the load, carry, and spread portions of the cycle. ABA is standard on the D9T when it is equipped with optional dual tilt. Works with AutoCarry™.
- **AutoCarry (optional)** – Automates blade lift to maintain desired blade load, improve load consistency, and reduce track slip, and reduces operator fatigue. Works seamlessly with Cat Grade Control.
- **Cat Grade Control 3D (optional)** – The system uses dual ROPS mounted Global Navigation Satellite System (GNSS) antennas and in-cylinder sensors to provide precise positioning of the cutting edge. Three operating modes – Rough Grade, Grade Protection, and Grade Control – enable consistent grades.
- **Cat AccuGrade™ (optional)** – AccuGrade is a dealer-installed aftermarket grade control system that provides higher accuracy capabilities by adding laser and GPS technology when required.
- **Terrain for Grading (optional)** – Enables an electronic site plan to be sent to the machine from the office in real-time, directing the operator where to cut and fill. Provides high precision management of dozing and grading applications for enhanced safety, productivity and efficiency.
- **Automatic Ripper Control (optional)** – Automatically controls ripper height to limit track slip in hard ripping applications. Lessens fatigue so operator can focus on the job. Reduces machine and component wear, and operating costs.



Serviceability

Reduce service time to increase your uptime.



Ground Level Service Center

Is mounted on the left hand fender to provide easy access to:

- Access/Egress lighting switch
- Electrical disconnect switch with built in lockout/tag-out capability
- Engine shutdown switch
- Hour meter
- Jump start receptacle

Ok-to-Start

The Ok-to-Start strategy provides electronic fluid level verification at startup on the engine coolant, engine oil and power train oil systems. All information is available via the Information Display within the cab.

Fast Fuel System

The fast fuel system at ground level, with positive fuel shut-off to prevent fuel spillage, can reduce fuel waste and decrease downtime.

Ground Level DEF Fill (optional)



Industry first remote DEF fill allows the DEF tank to be filled from ground level. This removes the burden of climbing onto and off of the machine to fill the DEF tank and allows the DEF tank to be filled at the same time the fuel tank is being filled. The dry break connection and automatic fill shut off reduce contamination entry into the DEF system and spillage.

VIMS™ 3G

This system gathers historical trends, histograms, events and more through a wired connection for off-board analysis in applications such as VIMS PC. Additional subscription is required.

Product Link™/ VisionLink®

Product Link enables the remote transmission of information about the location, operation, and condition of your equipment. Efficiently and effectively monitor performance of your assets to help keep your jobs on schedule, maintain equipment condition, and reduce the costs of owning and operating your fleet.





Seat Belt Warning System

This feature reminds the operator to engage the seat belt anytime the key is on (LCD icon). If the operator still does not engage the seat belt and places the machine in gear a chirping sound will be initiated.

Operator Not Present Monitoring System

This feature locks out the power train and hydraulics to prevent unintentional movement when the operator is not in the seat.

Heavy Duty Steps and Handles

Strategically placed grab handles plus non-slip steps and decking aid operator getting on and off the machine.

Spectator Sound Reduction (optional in N.A./mandatory in EU)

These sound suppression methods help control cab and spectator sound levels:

- Standard engine precleaner and dust ejector
- Hydraulically driven cooling fan
- Sound reducing engine compartment hood and enclosures – (optional)
- Bottom guards, sealed – (optional)

In addition to the Sound Treatment package there is an (optional) Undercarriage Sound Treatment package for additional sound reduction that includes:

- Sound suppressed idlers
- Sound suppressed sprocket segments

With all of these optional sound treatments (including undercarriage sound treatment), the D9T can deliver an average spectator sound power level of 110 dB(A) (ISO 6395), which is a reduction of 4 dB(A) from the non-sound suppressed option, and an average operator sound pressure level of 74 dB(A) (ISO 6396), which is a reduction of 2 dB(A) from the non-sound suppressed option.

Anchorage Points

On the D9T, anchorage points provide your people with a positioning system to perform repairs and maintenance. The D9T consist of eight (8) total anchorage points.

- Two (2) on lift cylinder spray shields
- Two (2) on front top of cab
- Four (4) on ROPS structure



Safety

Focused on keeping everyone safe.



Access/Egress Lighting

Access lighting is fixed at five (5) minutes and is activated at the ground level service center on the left hand fender. The time limit of the lights is programmable in the Information Display. Egress lighting is configurable. If the forward ROPS lights are on when the key is turned off, the forward ROPS lights will automatically remain on to illuminate the path for the operator exiting the machine. Egress lighting can be deactivated anytime before the timer expires, from the ground level service center.

Visibility Package

The D9T offers multiple visibility packages that enhance the operator's visibility of his or her surroundings and provides a broader view of the work area.

- Mirror in cab
- Mirrors on bulldozer lift cylinders
- Single rear facing camera with 7" display



Sustainability

Thinking about your legacy for future generations.



Sustainable development for Caterpillar means leveraging technology and innovation to increase efficiency and productivity with less impact on the environment and helping you do the same – enabling your business to become more productive by providing products, services and solutions that use resources more efficiently. The new D9T offers a number of sustainable benefits:

- Major components of Cat dozers are designed to be rebuilt. The Cat Certified Rebuild program conserves natural resources by delivering a cost effective second and even third life for our machines.
- The D9T is Grade Control Ready for easy installation of machine control and guidance systems like AccuGrade and Cat Grade Control 3D. These systems improve operator productivity, as well as saving fuel and wear and tear on the machine. The need for grade checking crews on the ground is eliminated which increases site safety.

Customer Support

Your Cat dealer knows how to keep your machines moving.

Legendary Cat Dealer Support

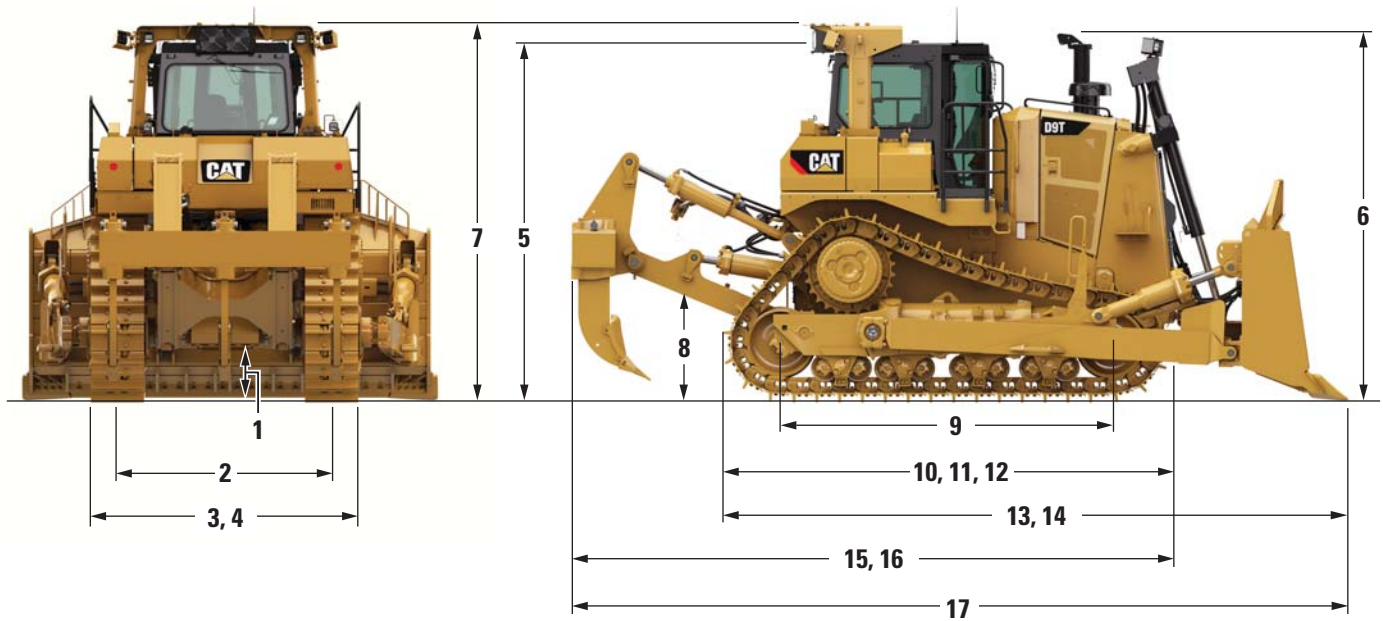
From helping you choose the right machine to knowledgeable ongoing support, Cat dealers provide you with unmatched sales and service.

- Preventive maintenance programs and guaranteed maintenance contracts.
- Best-in-class parts availability.
- Operator training to help boost your profits.
- Genuine Cat Remanufactured parts.



Dimensions

All dimensions are approximate.



	D9T	
	mm	in
1 Ground Clearance*	596	23.4
2 Track Gauge	2250	88.6
3 Width without Trunnions (Standard Shoe)	2880	113.4
4 Width over Trunnions	3300	129.9
5 Height (FOPS Cab)*	3820	150.4
6 Height (Top of Stack)*	3997	157.4
7 Height (ROPS/Canopy)*	4000	157.5
8 Drawbar Height (Center of Clevis)*	763	30.0
9 Length of Track on Ground	3470	136.6
10 Overall Length Basic Tractor	4910	193.3
11 Length Basic Tractor with Drawbar	5180	204.0
12 Length Basic Tractor with Winch	5545	218.3
13 Length with SU-Blade**	6880	270.9
14 Length with U-Blade	6967	274.3
15 Length with Single-Shank Ripper	6529	257.0
16 Length with Multi-Shank Ripper	6538	257.4
17 Overall Length (SU-Blade/SS Ripper)	8230	324.0

*Includes grouser height for total dimensions on hard surfaces.

**Includes drawbar.

D9T Dozer Specifications

Engine – Tier 4 Final and Stage IV

Engine Model	Cat C18 ACERT	
Bore	145 mm	5.7 in
Stroke	183 mm	7.2 in
Displacement	18.1 L	1,106 in ³
Engine Power		
Gross SAE J1995*	350 kW	469 hp
ISO 14396	343 kW	460 hp
Net Power SAE J1349/ISO 9249	325 kW	436 hp

*Excludes all fan losses.

- Engine ratings apply at 1,800 rpm.
- Net power advertised is the power available at the flywheel when the engine is equipped with air cleaner, muffler, alternator, fan, and engine emissions controls as required.
- Ultra low sulfur diesel (ULSD) and low ash oil (CJ-4) are required.
 - Diesel Exhaust Fluid (DEF) that meets ISO-22241 specifications is required.

Weights

Operating Weight	48 361 kg	106,618 lb
Shipping Weight	36 316 kg	80,062 lb

- D9T Operating Weight includes hydraulic controls, blade tilt cylinder, coolant, lubricants, full fuel tank, ROPS, FOPS cab, SU-Blade, Single-Shank Ripper, 610 mm (24 in) ES shoes, and operator.
- D9T Shipping Weight includes base machine chassis with cab, pivot shaft, roller frames, track and ROPS.

Transmission

1 Forward	3.9 km/h	2.4 mph
2 Forward	6.8 km/h	4.2 mph
3 Forward	11.7 km/h	7.3 mph
1 Reverse	4.7 km/h	2.9 mph
2 Reverse	8.4 km/h	5.2 mph
3 Reverse	14.3 km/h	8.9 mph
1 Forward – Drawbar Pull	716 500 N	161,000 lbf
2 Forward – Drawbar Pull	400 500 N	90,000 lbf
3 Forward – Drawbar Pull	222 500 N	50,000 lbf

Hydraulic Controls

Pump Type	Piston-type pump geared from flywheel	
Pump Output (Steering)	387 L/min	102 gal/min
Pump Output (Implement)	226 L/min	60 gal/min
Tilt Cylinder Rod End Flow	140 L/min	37 gal/min
Tilt Cylinder Head End Flow	188 L/min	50 gal/min
Lift Cylinder Relief Valve Setting	26 200 kPa	3,800 psi
Tilt Cylinder Relief Valve Setting	19 300 kPa	2,800 psi
Ripper (Lift) Relief Valve Setting	26 200 kPa	3,800 psi
Ripper (Pitch) Relief Valve Setting	26 200 kPa	3,800 psi
Steering System Pressure	40 500 kPa	5,875 psi
Tank Capacity	89 L	23.5 gal

- Steering Pump output measured at 1,800 rpm and 30 000 kPa (4,351 psi).
- Implement Pump output measured at 1,800 rpm and 20 000 kPa (2,900 psi).
- Electro-hydraulic pilot valve assists operations of ripper and dozer controls. Standard hydraulic systems includes four valves.
- Complete system consists of pump, tank with filter, oil cooler, valves, lines, linkage and control levers.

Undercarriage

Shoe Type	Extreme Service	
Width of Shoe	610 mm	24 in
Shoes/Side	43	
Grouser Height	84 mm	3.3 in
Pitch	240 mm	9.4 in
Ground Clearance	596 mm	23.5 in
Track Gauge	2250 mm	88.6 in
Length of Track on Ground	3470 mm	136.6 in
Ground Contact Area	4.24 m ²	6569 in ²
Track Rollers/Side	8	
Number of Carrier Rollers	1 per side (optional)	

- Positive Pin Retention Track.

Service Refill Capacities

Fuel Tank	821 L	217 gal
DEF Tank	36 L	9.5 gal
Cooling System	98 L	25.9 gal
Engine Crankcase*	37 L	9.7 gal
Power Train	164 L	43.3 gal
Final Drives (each)	15 L	3.9 gal
Roller Frames (each)	45 L	11.9 gal
Pivot Shaft Compartment	30 L	7.9 gal
Hydraulic Tank Oil (only)	89 L	23.5 gal

*With oil filters.

Winches

Winch Model	PA 140VS	
Weight*	1790 kg	3,950 lb
Oil Capacity	15 L	4 gal
Increased Tractor Length	557 mm	21.9 in
Drum Width	320 mm	12.6 in
Wire Cable Diameter		
Recommended	28 mm	1.13 in
Optional	32 mm	1.25 in
Maximum drum capacity		
Recommended Cable Length	78 m	257 ft
Optional Cable Length	62 m	204 ft
Wire Cable Ferrule Size – Outside Diameter	60 mm	2.4 in
Wire Cable Ferrule Size – Length	70 mm	2.8 in

*Weight shown is base winch only. Does not include mounting arrangement, control arrangement, oil, or wire rope.
With counterweight: 3700 kg (8,150 lb).

- Variable speed, hydraulically driven, dual braking system, three-roller fairlead.

Standards

ROPS/FOPS

- ROPS (Rollover Protective Structure) offered by Caterpillar for the machine meets ROPS criteria SAE J1040 May 94, ISO 3471:1994.
- FOPS (Falling Object Protective Structure) meets ISO 3449:2005 Level II.

Sound

North America

- The declared dynamic operator sound pressure level is 76 dB(A) when “ISO 6396:2008” is used to measure the value for an enclosed cab. The measurement was conducted at 70% of the maximum engine cooling fan speed. The sound level may vary at different engine cooling fan speeds. The cab was properly installed and maintained. The measurement was conducted with the cab doors and the cab windows closed.
- The declared exterior sound power level is 114 dB(A) when the value is measured according to the dynamic test procedures and the conditions that are specified in “ISO 6395:2008.” The measurement was conducted at 70% of the maximum engine cooling fan speed. The sound level may vary at different engine cooling fan speeds.

Europe

- The declared dynamic operator sound pressure level is 74 dB(A) when “ISO 6396:2008” is used to measure the value for an enclosed cab. The measurement was conducted at 70% of the maximum engine cooling fan speed. The sound level may vary at different engine cooling fan speeds. The cab was properly installed and maintained. The measurement was conducted with the cab doors and the cab windows closed.
- The declared exterior sound power level is 113 dB(A) when the value is measured according to the dynamic test procedures and the conditions that are specified in “ISO 6395:2008.” The measurement was conducted at 70% of the maximum engine cooling fan speed. The sound level may vary at different engine cooling fan speeds.

D9T Dozer Specifications

D9T Bulldozer

Tag link dozer coupling brings blade closer for better balance and control.

Blade		9SU	9U
Blade capacity (SAE J1265)	m ³	13.5	16.4
	yd ³	17.7	21.4
Width with blade (over end bits)	mm	4310	4650
	in	169.7	183.1
Blade height	mm	1934	1934
	in	76.1	76.1
Maximum digging depth	mm	606	606
	in	23.9	23.9
Ground clearance at full lift	mm	1422	1422
	in	56	56
Maximum tilt	mm	940	1014
	in	37	39.9
Weight* (without hydraulic controls)	kg	6863	7388
	lb	15,130	16,288
Total operating weight** (with blade and single-shank ripper)	kg	48 361	48 956
	lb	106,618	107,929

* Includes blade installation arrangement, blade tilt cylinder, and blade lift cylinders.

** Total operating weight includes hydraulic controls, blade tilt cylinder, coolant, lubricants, full fuel tank, ROPS, FOPS cab, blade, single-shank ripper, 610 mm (24 in) ES shoes, and operator.

Ripper

Redesigned ripper frame for improved visibility to ripper tip. Hydraulic tip adjustment cylinders vary shank angle to aid penetration and help lift and shatter rock.

Adjustable Parallelogram			
		Single-shank standard/deep	+ Multi-shank
Overall beam width	mm	—	1330
	in	—	52.4
Maximum penetration force (shank vertical)	kN	158/172	154
	lbf	35,520/38,667	34,621
Maximum penetration (standard tip)	mm	1231/1727	798
	in	48.5/68	31.4
Pryout force (multi-shank ripper with one tooth)	kN	332/331	361
	lbf	74,637/74,412	81,156
Maximum clearance raised (under tip, pinned in bottom hole)	mm	882/817	879
	in	34.7/32.2	34.6
Number of shank holes		3/3	2
Weight (with one shank)	kg	4293/4420	4153
	lb	9,464/9,744	9,156
with 9SU blade and ripper			
Total operating weight*	kg	48 361	48 221
	lb	106,618	106,309

* Total operating weight includes hydraulic controls, blade tilt cylinder, coolant, lubricants, full fuel tank, ROPS, FOPS cab, SU-blade, ripper, 610 mm (24 in) ES shoes, and operator.

+ Includes (1) shank, add 347 kg (765 lb) for each additional shank.

Note: Single-shank ripping arrangement weight includes pin puller.

Standard Equipment

Standard equipment may vary. Consult your Cat dealer for details.

ELECTRICAL

- Alternator, 150-amp
- Back-up alarm
- Batteries (two), 12-volt, 200 amp-hour
- Converter, 12-volt, 10 amp and 20 amp
- Diagnostic connector
- Horn, forward warning
- Light, engine compartment
- Lighting system, six halogen and two LED
- Starting receptacle

OPERATOR ENVIRONMENT

- Armrest, adjustable
- Cab, FOPS
- Cab heater
- Deactivation switch, hydraulic controls
- Decelerator pedal
- Differential steer, power turn
- Governor switch, electronic
- Hydraulic system, electronically controlled for bulldozer and ripper control
- Information display – multi-color
- Mirror, rearview
- MP3/IPOD ready
- Radio ready, entertainment
- ROPS mounted air conditioner
- ROPS rollbar
- Seat
 - Cloth, air suspension
- Seat belt, retractable 76 mm (3 in)
- Steering and transmission control
- Wipers, intermittent low and high speeds

POWER TRAIN

- Aftercooler, air-to-air
- Air filter, with precleaner
- Aluminum bar plate radiator, 6 fpi
- C18 with ACERT Technology, Tier 4 Final and Stage IV
 - 24-volt electric start
 - Clean Emissions Module
- Coolant, extended life
- Shift management
 - Advanced Productivity Electronic Control System (APECS)
 - Enhanced AutoShift (EAS)
- Engine idle shutdown timer
- Ether starting aid, automatic
- Fast fuel system
- Fuel priming pump, key-on, electric
- High speed oil change system, engine and power train
- Muffler
- Parking brake, electronic
- Prescreener
- Separator, water/fuel
- Three planet, double-reduction planetary final drives
- Torque converter
- Transmission, electronic control (ECPC), (3F/3R speeds)

SAFETY AND SECURITY

- Anchorage points
- Fender guard rails
- Heavy duty steps and handles
- Operator Not Present Monitor System
- Seat belt warning system
- Slope and side-slope monitor

UNDERCARRIAGE

- Equalizer bar end pin grease fittings, remote
- Rollers and idlers, lifetime lubricated
- Sprocket rim segments, replaceable
- Suspension-type undercarriage, eight-roller tubular track roller frame
- Three bolt idler caps
- Track adjusters, hydraulic
- Track guides
- Two-piece master links

OTHER STANDARD EQUIPMENT

- Automated Blade Assist ready (for dual tilt)
- CD ROM parts book
- Ecology drains
- Engine enclosure
- Fluid sampling ports
- Grade control ready
- Ground level service center
- Product Link (Satellite)
- Vandalism protection (eight caplocks)
- VIMS 3G

Optional Equipment

Optional equipment may vary. Consult your Cat dealer for details.

BULLDOZER ATTACHMENTS

- 9SU blade
- 9SU blade, push plate
- 9SU abrasion resistant blade
- 9SU abrasion resistant blade, black
- 9SU landfill blade
- 9U blade
- 9U abrasion resistant blade
- 9U abrasion resistant blade, black

GUARDS

- Bottom guards, front counterweight
- Bottom guards, partial
- Bottom guards, sealed
- Guard, fuel tank
- Guard, fuel tank with transmission guard
- Guard, undercarriage idlers
- Guard, striker bars – front

OPERATOR ENVIRONMENT

- Cab glass:
 - 276 kPa (40 psi)
 - Dual pane impact resistant
- Operators arrangements:
 - 5th percentile arrangement
 - Quick opening floor plates
- Powered precleaner
- Seat
 - Vinyl with air suspension
 - Heated and ventilated cloth seat with air suspension
- Visibility package
 - Mirrors
 - Single camera
- Window shades

POWER TRAIN

- Coolant, arctic
- Engine prelube
- Exhaust, wrapped
 - Insolated Clean Emissions Module
- Final drives:
 - Cold weather
 - Guarded
 - Waste handling
- Ground level DEF fill
- Reversible cooling fan

REAR ATTACHMENTS

- CapSure hammerless installation and positive retention system
 - Single shank
 - Multi shank
 - Single shank deep
- Counterweights
- Drawbar
- Multi-shank ripper
 - Standard
- Single-shank ripper
 - Pin Puller
 - Standard
- Striker bar
- Winch*

SAFETY AND SECURITY

- Lights
 - Twelve, (includes ten halogen and two LED)
 - HID (includes four halogen, six HID, and two LED)
 - LED, (includes twelve LED work lights)
- Rear window screen
- Warning strobe

SPECIAL ARRANGEMENTS

- High debris
- Sound
- Stockpile
- Waste handling

TECHNOLOGY

- AccuGrade installation
- Performance
 - AutoCarry
 - Automatic ripper control
- Cat Grade Control 3D
- Terrain for Grading

UNDERCARRIAGE

- Carrier roller
 - Carrier rollers, cold weather
- Tracks, PPR, sealed and lubricated
 - 560 mm (22 in), Extreme Service
 - 610 mm (24 in), Extreme Service
 - 610 mm (24 in), Extreme Service Trapezoidal Hole
 - 610 mm (24 in), Super Extreme Service
 - 610 mm (24 in), Super Extreme Service Trapezoidal Hole
 - 685 mm (27 in), Extreme Service
 - 685 mm (27 in), Extreme Service Clipped Grousers
 - 685 mm (27 in), Extreme Service Trapezoidal Hole
 - 685 mm (27 in), Super Extreme Service
 - 760 mm (30 in), Moderate Service
 - 760 mm (30 in), Moderate Service Trapezoidal Hole
- Undercarriage arrangements
 - Abrasion
 - Cold weather
 - Waste handling

OTHER ATTACHMENTS

- Battery, cold weather (includes two sets of batteries and two starter motors)
- Fuel lines, cooler
- Heater, engine coolant
- Hydraulics, dual tilt (with Auto Blade Assist)

*A rear attachment and/or counterweight is recommended for improved performance and balance.

For more complete information on Cat products, dealer services, and industry solutions, visit us on the web at www.cat.com

© 2015 Caterpillar
All rights reserved

Materials and specifications are subject to change without notice. Featured machines in photos may include additional equipment. See your Cat dealer for available options.

CAT, CATERPILLAR, SAFETY.CAT.COM, their respective logos, "Caterpillar Yellow" and the "Power Edge" trade dress, as well as corporate and product identity used herein, are trademarks of Caterpillar and may not be used without permission.

VisionLink is a trademark of Trimble Navigation Limited, registered in the United States and in other countries.

AEHQ7164-01 (12-2015)
Replaces AEHQ7164

